

# EM8370

## »» General Description

The EM 8370 is the new Corghi balancing machine for off-vehicle balancing of car, van and motorcycle wheels.

Its high-tech construction and outstanding performance place this machine at the top of its category, assuring **minimal throughput times, high precision and excellent operator-friendliness.**

Key innovative features include the new digital inside sensor, a sturdy, high-precision device requiring no calibration, and the new-design wheel guard that saves space and provides convenient handling.

Offering a vast range of balancing programs, the Corghi EM 8370 is able to process rims up to 28" in diameter, **optimising complete cycle times thanks to a new braking device and a new wheel spin unit.**

Commands are given using a convenient control console on the machine's large weight tray panel.

The operator interface and unbalance data are displayed on a LCD monitor with intuitive graphics including all information.

The QL (pneumatic clamping) version is equipped with a **new fast, accurate clamping system for uncomplicated, low-effort wheel fixing.**

As well as the balancing programs, the machine's software also has a series of functions allowing the user to save the three procedures he uses most often, and a help function with two levels: one level describes the selected icon's function and the other indicates, in interactive mode, all the operational procedures for the various programs.

To guarantee outstanding precision and repeatability, the EM8370 has intelligent software that **renders the machine immune from outside disturbances such as accidental knocks or vibrations during balancing operations.**



Version with QUICK LOCK pneumatic clamping system






“OPT flash” program for rapid optimising of wheel running noise levels



Three separate work environments which allow three different operators to work at the same time without having to reset the data



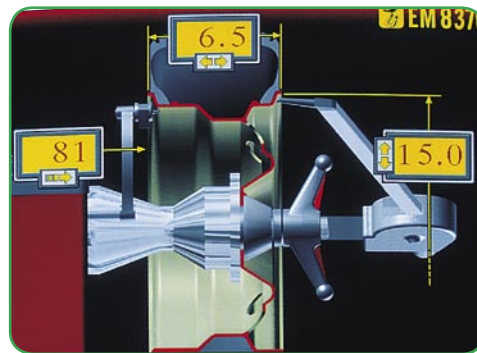
Car accessory data bank, for optimal wheel fitting on the balancing machine depending on the equipment available



Rapid memorisation and recall of the 3 most used programs



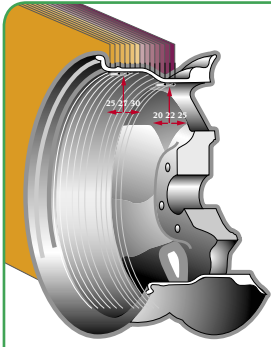
Alu programs: There are 5 balancing programs for alloy rims and 2 precision programs (Alu-P)



Automatic input of wheel dimensions



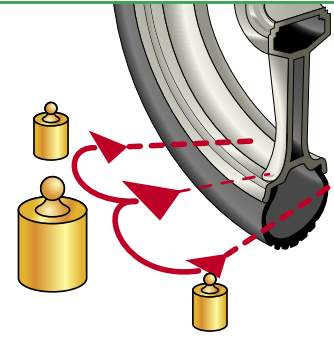
Dynamic motorcycle wheel balancing program



"Shift Plane" program (in Alu P) for use of weights in multiples of five grams, with no need for partial cuts (Corghi Patent)



"Hidden Weight" program (in Alu P) which subdivides the adhesive weight for the outside into two equivalent weights positioned behind the spokes of the rim



"Split Weight" program (motorcycle program) allowing weight to be divided into two parts for positioning on the spoke's sides




➤ Pedal unit for operating the brake and pneumatic wheel clamping



➤ Digital automatic inside sensor for measuring rim diameter and distance and for applying adhesive weights



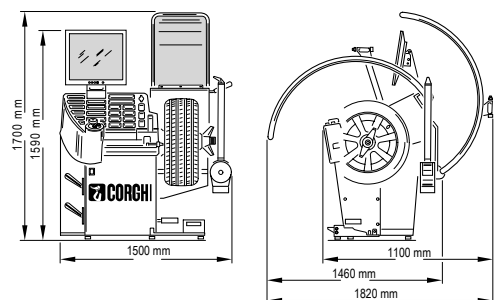
➤ Control console for program selection and use



➤ Pneumatic clamping with preloaded spring mounted inside the bell

Balancing speed	60/80/98 rpm
Maximum unbalance value calculated	999 g
Resolution	1 g
Average spin time	5,5 s
Shaft diameter	40 mm
Rim width setting range	1,5" ÷ 20"
Rim diameter setting range	1" ÷ 28"
Maximum wheel/machine distance	300 mm
Maximum wheel width (with guard)	630 mm
Maximum wheel diameter (with guard)	1100 mm
Maximum wheel weight	65 kg
Power supply	100/115/230 V 1ph
Total power absorption	420 W
Weight of the machine (with guard)	215 kg

## Technical Data



## »» Principal characteristics

- ❑ Electronic balancing machine with microprocessor for off-vehicle balancing of car, van and motorcycle wheels.
- ❑ Balancing speed variable in relation to wheel weight: this optimises the spin time and therefore reduces risks due to revolving parts, as well giving significant energy savings.
- ❑ The body's front is slanted for an optimal working position and easier access to the weight tray.
- ❑ The wheel is located further forward towards the operator, to facilitate adhesive weight fitting.
- ❑ Adjustable head for easier data reading and control of operations.
- ❑ **Automatic inside sensor for measuring distance and diameter and for applying adhesive weights in the ALU programs.** Horizontal working surface, with diameter measurement up to 28" and width up to 300 mm. Calibration-free digital technology.
- ❑ Automatic outside sensor for width measurement.
- ❑ Automatic position search: on completion of the wheel spin, the machine automatically positions the wheel in the weight application point.
- ❑ High-performance wheel spin and braking unit driven by a servomotor.
- ❑ Shaft clamping brake, automatically or pedal operated.
- ❑ STOP button for immediate machine shutdown.
- ❑ Side flange holder panel.
- ❑ Large cover with trays to take weights of all kinds and the most commonly used accessories.
- ❑ Automatic start when wheel guard is lowered.
- ❑ **Wheel guard able to take wheels up to 44" in diameter, but streamlined for easier handling and to reduce the machine's overall dimensions.**
- ❑ LCD high resolution colour monitor, ideal for running programs in the 3D graphic format .
- ❑ Control knob for data input and program selection.
- ❑ Resolution: 1 g.
- ❑ Unbalance values displayed in grams or ounces with rounding.
- ❑ Balancing modes available:
  - Standard: dynamic on both sides of rims.
  - ALU/ALU P: seven different options for alloy rims.
  - Din. Moto: dynamic on both sides for motorcycle rims.
  - Alu Moto: dynamic on both sides for alloy motorcycle rims.
  - Static: on one plane only.
- ❑ "Shift Plane" program for use of weights in multiples of five grams, with no need for intermediate sizes.
- ❑ "Hidden Weight" program for subdividing the adhesive balancing weight for the outside into two equivalent weights placed behind the spokes of the rim.
- ❑ "Split Weight" program (motorcycle program) allowing weight to be divided into two equivalent parts for positioning on either side of the spoke.
- ❑ **"OPT flash" program for the rapid optimising of wheel running noise levels.** Shifting the tyre on the rim and a balancing spin will cause the machine to display:
  - Wheel's real unbalance.
  - Minimum unbalance which can be obtained by further rotating the tyre on the rim.
- ❑ Utility programs:
  - Calibration
  - Customisation
  - Spin counter
  - Rapid recall of the 3 most used programs
  - Service
  - Diagnostics
- ❑ Car databank, for optimal wheel fitting on the balancing machine depending on the equipment available.
- ❑ Three working environments to allow three operators to work at the same time without having to reset the data.
- ❑ VEI (Visual Eccentricity Inspection) for checking for wheel and rim roundness defects.
- ❑ Automatic Quick Lock (QL) wheel clamping with pneumatic locking device (optional).
- ❑ **Pneumatic clamping system (optional) for automatic wheel clamping.** An alternative to the conventional Quick Lock system.



This product has been certified by:

